

MGT711 (BUSINESS AND LABOR LAW)

Guidelines to Join Live Session

Dear Students

You will find a URL in the announcement to join live session through Adobe Connect.

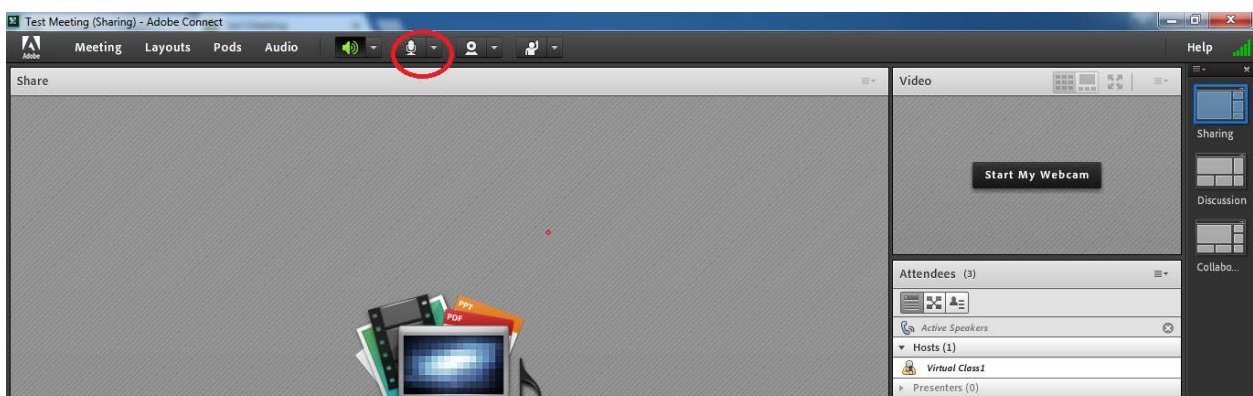
Follow the below procedure in this regard.

- 1) Copy-paste the given URL in your browser preferably use Chrome. At the first page enter your Roll No. (Sr.) and Name. For example “01-Tariq Mehmood” and click Entre Room button to join. (Do not add your student ID with name, just type your Roll No. and Name). Below is your roll numbers.

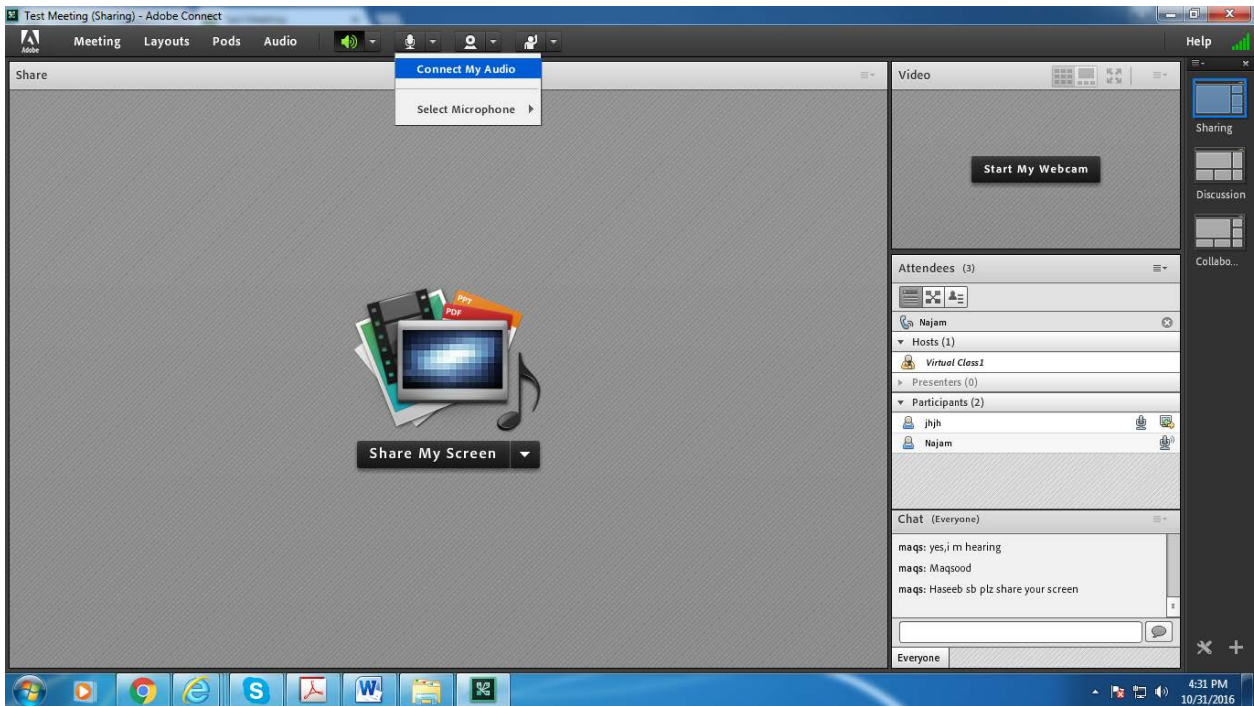
| Roll # | Name |
|---------------|-----------------------|
| 1 | Tariq Mehmood |
| 2 | Nimra Shakeel |
| 3 | Muhammad Salman Anjum |
| 4 | Sajid Mehmood Awan |
| 5 | Ansar Mahmood |
| 6 | Saima Yasmeen |
| 7 | Ghulam Madni |
| 8 | Asma Siddique |
| 9 | Sumera Bibi |
| 10 | Muhammad Umair Khawar |
| 11 | Attia Almas |
| 12 | Fariha Sohail |
| 13 | Neeha Waseem |
| 14 | Muhammad Nawaz Sharif |
| 15 | Iqra Majeed |
| 16 | Amna Shauket |
| 17 | Muhammad Bilal |
| 18 | Muhammad Usman Sadiq |
| 19 | Fouzia Ramzan |
| 20 | Muhammad Adeel Iqbal |
| 21 | Waqas Naseer |
| 22 | Rukhsar Rauf |
| 23 | Seher Tariq |
| 24 | Maira Tanvir |
| 25 | Aatika Sheikh |

| | |
|----|----------------------------|
| 26 | Mohsin Raza |
| 27 | Eeman Shehzadi |
| 28 | Fatima Farooq |
| 29 | Ramsha Iftikhar |
| 30 | Sehrish Malik |
| 31 | Muhammad Abubakar |
| 32 | Anam Farooq |
| 33 | Muhammad Ghani |
| 34 | Zeeshan Zaidi |
| 35 | Naila |
| 36 | Umair Sajjad |
| 37 | Iqra Jahangir |
| 38 | Muhammad Naveed Razzaque |
| 39 | Zulfiqar Hussain |
| 40 | Saad Ben Naseer |
| 41 | Nida Iqbal |
| 42 | Rana Nadeem Us Salam Imran |
| 43 | Abdul Hannan |
| 44 | Javaria Ashraf |
| 45 | Shan Muhammad Sarwar |
| 46 | Amna Ahmed |
| 47 | Muhammad Suhail |
| 48 | Amna Nisar |
| 49 | Atif Hussain |
| 50 | Ali Usama |
| 51 | Ather Nasir |
| 52 | Mahrukh Altaf |
| 53 | Muhammad Sohail Kumar |
| 54 | Atia Tul Habib |
| 55 | Adeel Altaf |
| 56 | Rahmah Zahoor |
| 57 | Bakht Jamal |
| 58 | Muhammad Salman Chughtai |

2) You will find the page with Disconnected Audio by default. See the red circle in below picture:

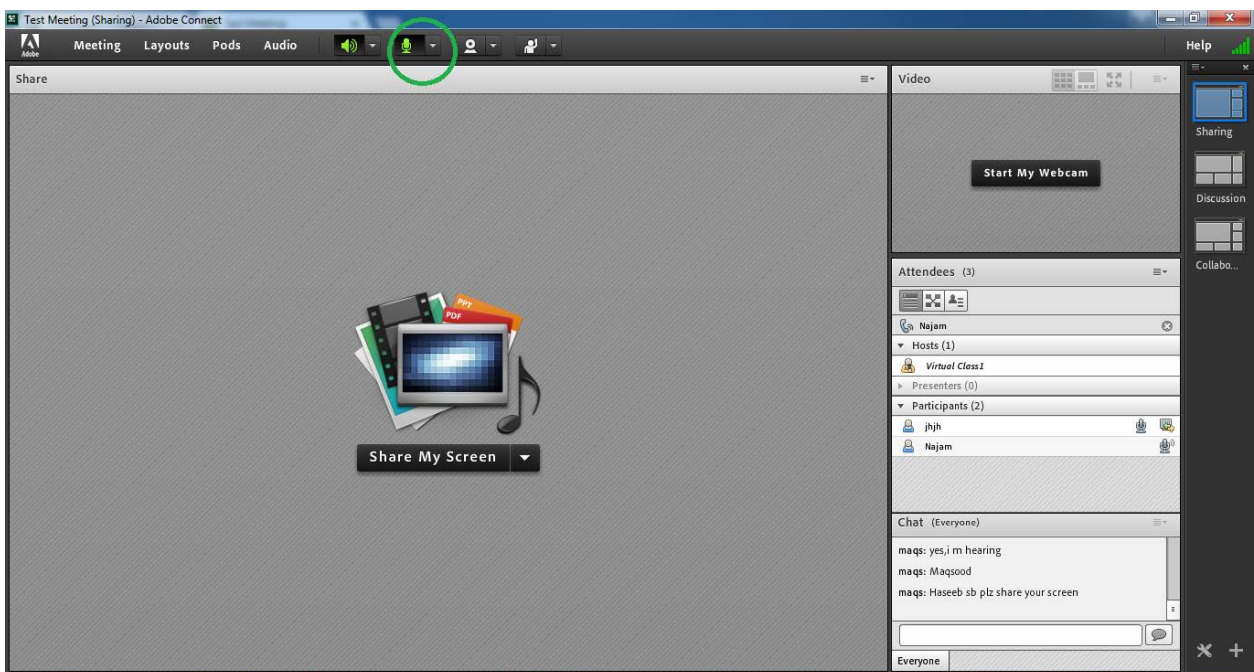


3) Click drop down button with the Microphone Icon and click “ Connect My Audio”



4) Finally your Microphone should be connected, like shown in green circle in the below picture.

5) Make sure that speakers and mic of your system are working accurately.



- 6) I will enable Microphone of student who is going to deliver Presentation. No need to upload your PPTs. Just open your PPTs on your system. You will receive a “Request to Share Screen”, by accepting this your screen will be shared.
- 7) Your Presentation should be 5 to 7 minutes.
